

## GLASSES

Standard  
- Double paned glasses with grey serigraphy  
- Double paned front glass with servo-assist lift-up opening

Optional  
- Custom RAL color serigraphy

## INTERIORS

Standard  
- Polished Stainless Steel

Optionals  
- Custom RAL color powder coating

## PANELS

Standard  
- FENIX Laminate black / gray / white

Optional  
- Custom RAL color



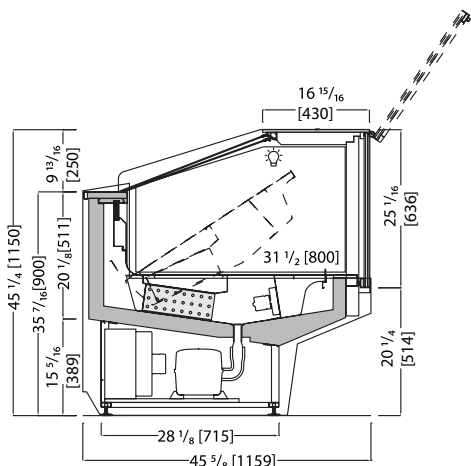
## Refrigerated Showcase for Meat Applications

Tempered front double glass, upward opening | double glass sides | tempered upper service glass | brilliant aluminum profiles | operator side closure with plexiglass panels | tank insulated with ecological polyurethane and covered with stainless steel | ventilated refrigeration with electronic valve | automatic electric defrosting | electronic control unit and digital temperature reader flush with the surface | display trays in polished steel | worktop in polished steel with servo-assisted lifting system of the worktop and the evaporator unit to guarantee perfect cleaning of the tank bottom | supporting frame in galvanized steel with height-adjustable stainless steel feet



35.6°F





## Technical



Ventilated

Automatic/electrical

R452A

N. 3 / RH 55% max 75°F

Hermetic

120 V / 1 ph / 60 Hz

Led 3000°K

35.6°F

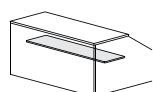
## Data Sheet

\*Measurements are subject to revisions/updates, please refer to manufacturer's drawings at order confirmation

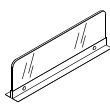
\*Crate weight only

	Model Code	Dimensions L x D x H Inches	Weight Lbs	Max Pwr. Consumption W / A	Avg Operating Consumption KW/H	Cooling Power/Expansion BTU / °F	GAS Type
	PFRM115I (+PANELS)	45 1/4 x 45 3/8 x 45 3/8 52 3/8 x 52 7/16 x 56 3/4	441 287	700/4,9	0,35	1740 / 14	R452A
	PFRM165I (+PANELS)	64 15/16 x 45 3/8 x 45 3/8 72 1/16 x 52 7/16 x 56 3/4	639 397	900/5,8	0,5	2286 / 14	R452A
	PFRM215I (+PANELS)	84 5/8 x 45 3/8 x 45 3/8 91 3/4 x 52 7/16 x 56 3/4	728 496	1300/8,0	0,75	3037 / 14	R452A
	PFRMAP90 (+PANELS)	63 5/8 x 63 5/8 x 45 3/8 70 11/16 x 70 11/16 x 56 3/4	750 386	1350/8,5	0,8	3207 / 14	R452A

## Optionals:



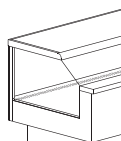
CIV65-68  
Intermediate fix  
shelf



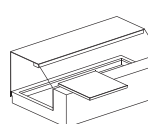
CIV57  
Glass divider for  
display area



CIT46  
Remote assistance



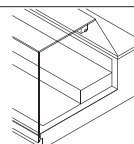
PVP00-003  
Epoxy painted  
profiles



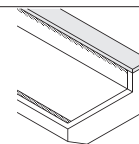
CIV01  
s/s plate for scale



TGL01  
Polyethylene cutting  
board



MB324/325  
Custom worktop



CISF65-77  
Custom worktop



DPV01  
10mm lowering  
around sinks