

ICE QUEEN BL 1 GEL

CIAM



GLASSES

Standard
- heated double glazed glass,
mirror screen-printing
- front glass with upward
opening

INTERIORS

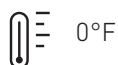
Standard
- polish s/s

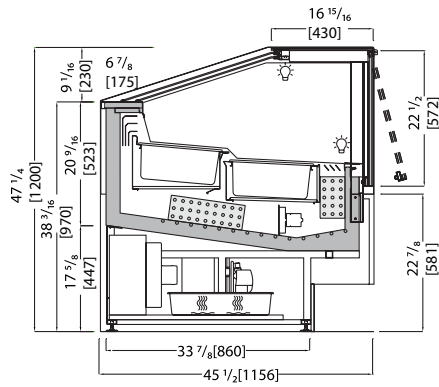
PANELS

Standard
- HPL black / white / gray
Optional
- HPL RAL

Gelato Showcase









Frontal heated double-glazed glass, upward servo-assisted opening | sides in heated double-glazed glass and with mirror screen printing | laminated heated glass top | bright aluminium mirror profiles | no-spot 3000°K led lighting | operator compartment with PETG easy sliding | tank insulated with ecological polyurethane and covered in stainless steel | ventilated refrigeration with airflow | reverse cycle defrost | electronic control unit and digital temperature reader flush with the worktop | worktop in polished steel | pre-arrangement for pans dim. 14 $\frac{3}{16}$ X 6 $\frac{1}{2}$ X 4 $\frac{3}{4}$ [360x165x120] not supplied | backlit ice cream flavor tags | supporting frame in galvanized steel with height adjustable stainless steel feet






Technical



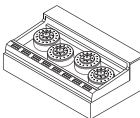
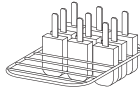


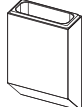
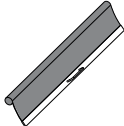
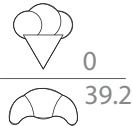

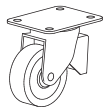
-  Ventilated
-  R452A
-  Semi-Hermetic
-  Led 3.000°K
-  Automatic/reverse cycle
-  N. 4+ / RH 55% max 75 °F
-  220 V / 3 ph / 60 Hz
-  0°F

Data Sheet

*Measurements are subject to revisions/updates, please refer to manufacturer's drawings at order confirmation.  *Crate weight only

Model Code	Dimensions L x D x H Inches	Weight Lbs	Max Pwr. Consumption W / A	Avg Operating Consumption KW/H	Cooling Power/Expansion BTU / °F	GAS Type
 ICQBL1GEL121 (+PANELS)	45 1/4 x 45 1/2 x 47 1/4  52 3/8 x 52 5/8 x 58 11/16	639  298	1800/4,5	1	2730 / -32.8	R452A
 ICQBL1GEL181 (+PANELS)	64 15/16 x 45 1/2 x 47 1/4  72 1/16 x 52 5/8 x 58 11/16	794  408	2800/7,0	1,3	3856 / -32.8	R452A
 ICQBL1GEL241 (+PANELS)	84 5/8 x 45 1/2 x 47 1/4  91 3/4 x 52 5/8 x 58 11/16	1014  518	3400/8,5	1,8	4913 / -32.8	R452A
 ICQBL1GEL12+121 (+PANELS)	84 5/8 x 45 1/2 x 47 1/4  91 3/4 x 52 5/8 x 58 11/16	1036  518	3600/10,0	1,9	2730+2730 / -32.8	R452A

Optionals:

- 
CIV05-06;12
s/s trays for ice-cream cakes
- 
GSG01
Stick ice-cream rack
- 
CIV61
s/s pan mm.
14 3/16x6 1/2x4 3/4
- 
CIV63
s/s pan mm.
14 3/16x9 13/16x3 1/8
- 
CIV56
s/s dipper well
- 
CIV18-20
Roller night blind
- 
CIT37
Converter device from 0° to 39.2°F
- 
CIT46
Remote assistance
- 
CIM08
Kit wheels