

## GLASSES

Standard  
- double glazed glass, gray  
screen-printing  
- front double glass with upward  
opening

Optional  
- custom screen-printing RAL  
color

## INTERIORS

Standard  
- brushed s/s

Optionals  
- powder-coated s/s

## PANELS

Standard  
- HPL black / gray / white


Optional  
- HPL RAL



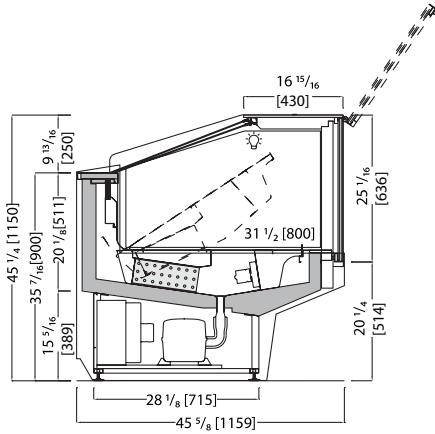
## Refrigerated Showcase Gastronomy

Tempered front double glass, upward opening | double glass sides | tempered upper service glass | brilliant aluminum profiles | operator side closure with plexiglass panels | tank insulated with ecological polyurethane and covered with stainless steel | ventilated refrigeration | electronic control unit and digital temperature reader flush with the surface | display trays in polished steel | worktop in polished steel with servo-assisted lifting system of the worktop and the evaporator unit to guarantee perfect cleaning of the tank bottom | supporting frame in galvanized steel with height-adjustable stainless steel feet











 39.2°F




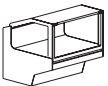



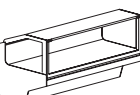






Technical

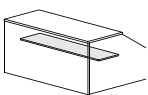
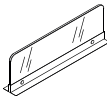

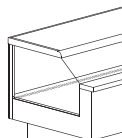
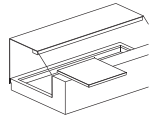

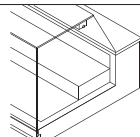
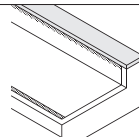



-  Ventilated
-  R452A
-  Hermetic
-  Led 3.000°K
-  Automatic/electrical
-  N. 4 / RH 55% max 75 °F
-  120 V / 1 ph / 60 Hz
-  39.2 °F

Data Sheet \*Measurements are subject to revisions/updates, please refer to manufacturer's drawings at order confirmation  \*Crate weight only

Model Code	Dimensions L x D x H Inches	Weight Lbs	Max Pwr. Consumption W / A	Avg Operating Consumption KW/H	Cooling Power/Expansion BTU / °F	GAS Type
 PFRG115I (+PANELS)	45 1/4 x 45 3/8 x 45 3/8  52 3/8 x 52 7/16 x 56 3/4	441  287	600/4,5	0,45	1740 / 14	R452A
 PFRG165 (+PANELS)	64 15/16 x 45 3/8 x 45 3/8  72 1/16 x 52 7/16 x 56 3/4	639  397	800/5,5	0,6	2286 / 14	R452A
 PFRG215 (+PANELS)	84 5/8 x 45 3/8 x 45 3/8  91 3/4 x 52 7/16 x 56 3/4	728  496	1200/8,0	0,85	3037 / 14	R452A
 PFRGAP90 (+PANELS)	63 5/8 x 63 5/8 x 45 3/8  70 11/16 x 70 11/16 x 56 3/4	750  386	1300/8,5	0,9	3207 / 14	R452A

Optionals:

-   
CIV65-68  
Intermediate fix shelf
-   
CIV57  
Glass divider for display area
-   
CIT46  
Remote assistance
-   
PVP00-003  
Epoxy painted profiles
-   
CIV01  
s/s plate for scale
-   
TGL01  
Polyethylene cutting board
-   
MB324/325  
Polyethylene cutting s/s exposition step board
-   
CISF65-77  
Custom worktop
-   
DPV01  
10mm lowering around sinks