

EXCLUSIVE 74S Cold Temperature

CIAM

SIDES

- Standard
 - Solid
- Optional
 - Double glazed glass Sides

DOORS

- Standard
 - "Premium" doors
 - Triple glazed glass
 - Black screen-printing
- Optional
 - Custom RAL serigraphy
 - heated glass

INTERIORS

- Standard
 - Black & White powder-coated
- Optional
 - Custom RAL color

PANELS


- Standard
 - Black & White powder-coated
- Optional
 - Custom RAL color



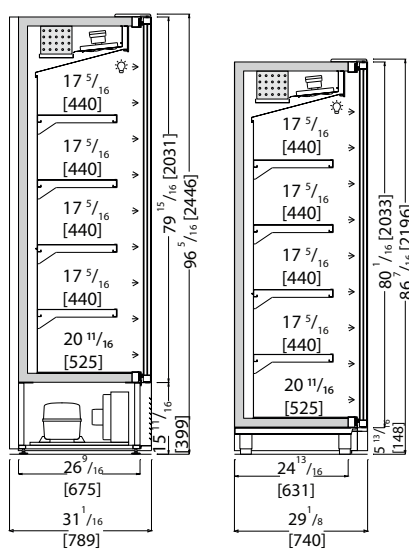
Refrigerated wall cabinet at cold temperature

Molded heat-insulated tank made of ecological polyurethane coated with AISI 304 s/s | ceiling system with ventilated refrigeration on all display levels | version with remote or built-in hermetic condensing unit | automatic defrost | digital control panel | s/s sides | 'premium' doors without central upright with RAL 7021 screen printing and additional lighting integrated on the door | bottom tray in back-painted glass | back in powder coated steel RAL 7021 | shelves in powder coated steel RAL 7021 adjustable on rack | indirect lighting integrated on the door frame with no spot 3000°K strip-led | base of counter in s/s | s/s feet adjustable in height



 35.6°F / 46.4°F




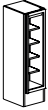


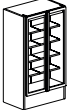


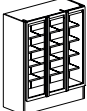


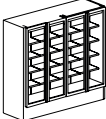




Technical





















-  Ventilated
-  R452A
-  Hermetic
-  Led no-spot 3000°K
-  Automatic / electrical
-  N. 4 / RH 55% max 75° F
-  220 V / 1 Ph / 60 Hz
-  35.6 / 46.4° F

Data Sheet *Measurements are subject to revisions/updates, please refer to manufacturer's drawings at order confirmation  *Crate weight only

Model Code	Dimensions L x D x H Inches	Weight Lbs	Max Pwr. Consumption W / A	Avg Operating Consumption KW/H	Cooling Power/Expansion BTU / °F	GAS Type
 EXL74SPVT6i	27 9/16 x 31 1/16 x 96 5/16  34 5/8 x 38 1/8 x 107 11/16	397  265	1000 / 5,9	0,55	3071 / 14	R452a
 EXL74SPVT12i	51 3/16 x 31 1/16 x 96 5/16  58 1/4 x 38 1/8 x 107 11/16	661  441	1300 / 7,0	0,8	4606 / 14	R452a
 EXL74SPVT18i	74 13/16 x 31 1/16 x 96 5/16  81 7/8 x 38 1/8 x 107 11/16	882  617	1750 / 8,9	1,1	6142 / 14	R452a
 EXL74SPVT24i	98 7/16 x 31 1/16 x 96 5/16  105 1/2 x 38 1/8 x 107 11/16	1102  794	1950 / 10,5	1,3	7848 / 14	R452a

Optionals:

-  FVMUR01 Side with glass window
-  VRVCP/F/S Heated double glazing
-  EXSCMR/WD/GR Back panel
-  SHEFLT1 s/s shelf for horizontal display
-  SHEFLT2 Wooden shelf with steel inserts
-  SHEFLT3A s/s tray for slant bottle display
-  SHEFLT3B s/s tray for slant bottle display
-  SHEFLT8 Tube with hooks for charcuterie
-  SHEFLT5 Float/fumè glass shelves
-  SHEFLT6 s/s tubes for slant bottle display
-  SHEFLT7 Solid oak wood shelf
-  SLIDEDOOR1-6 Slide doors
-  PREMIUMDOOR1/2/C PREMIUM door
-  SERVERT01 Electronic lock
-  TOUCH Touch panel
-  MCDL Dimmer control for LED lighting
-  CIT46 Remote assistance
-  H Tube WHIDE Tube antibacterial sanitization system