

6040 P8 GEL G1 H1200


CIAM

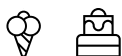


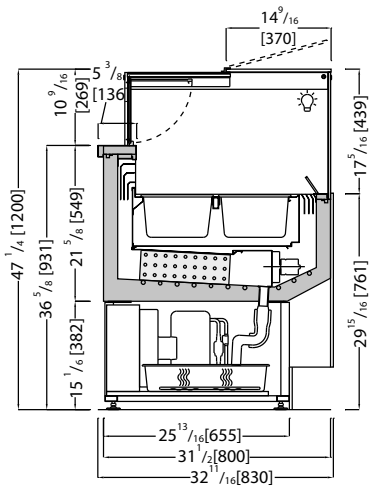
Gelato Showcase.

Innovative patented glass structure | heated glass sides | sliding glass top on operator side with soft closing system and folding glass opening with magnetic clamps | glass top on customer side with upward opening | front and side LED light fixture | bright aluminum profiles | Tank insulated with ecological polyurethane and covered in stainless steel | ventilated refrigeration with increased "delivery port" | reverse cycle defrost | electronic control unit and digital temperature reader flush with the worktop | worktop and perimeter shelf in polished steel | pre-arrangement for 5lt pans dim. $14 \frac{1}{16} \times 6 \frac{7}{16} \times 4 \frac{11}{16}$ [360 x 165 x 120] or 4lt pan dim. $10 \frac{3}{16} \times 6 \frac{5}{16} \times \frac{7}{8}$ [258 x 160 x 150] not supplied | supporting frame in galvanized steel with height adjustable stainless steel feet | technical compartment and open compartment in polished stainless steel



 0°F





Technical



- Ventilated
- R452A
- Hermetic
- Led no-spot 3000°K
- Automatic / reverse cycle
- N. 4 / H.R. 55% max 75°F
- 220 V / 3 Ph / 60 Hz
- 0°F

Data Sheet

*Measurements are subject to revisions/updates, please refer to manufacturer's drawings at order confirmation



*Crate weight only

Model Code	Dimensions L x D x H Inches	Weight Lbs	Max Pwr. Consumption W / A	Avg Operating Consumption KW/h	Cooling Power/Expansion BTU / °F	GAS Type
SQ8G1GL12I (+PANELS) 	45 1/4 x 32 11/16 x 47 1/4 51 15/16 x 39 3/4 x 58 11/16	397 220	1700 / 9.0	0.9	1911 / -31	R452A
SQ8G1GL18I (+PANELS) 	64 15/16 x 32 11/16 x 47 1/4 71 5/8 x 39 3/4 x 58 11/16	573 298	2200 / 11.5	1.2	2593 / -31	R452A
SQ8G1GL24I (+PANELS) 	84 5/8 x 32 11/16 x 47 1/4 91 5/16 x 39 3/4 x 58 11/16	661 386	2700 / 14.0	1.8	3071 / -31	R452A

Optionals:

CIV61 s/s pan inches 14 1/16 x 6 7/16 x 4 11/16 [360x165x120]	CIV63 s/s pan inches 14 1/16 x 9 12/16 x 3 7/16 [360x250x80]	CIVF95 s/s display tray	GSG02 Perspex pan	CIV56 s/s dipper well	SCORTF01-03 L-shaped doors	PASPRA Switch from -0.4°F to +39.2°F	CIT44 Easy Clean Filter	CIM08 Kit wheels